

# ESG & SDG Contribution Matrix

Driving Impact Through Sustainable Innovation



Published 2025 July

## Digital-First, Circular, and Clean Initiatives

Action / Initiative	SDG Focus	Impact	ESG Theme
Digital-first toolkits and learning resources	12 RESPONSIBLE CONSUMPTION AND PRODUCTION	Reduced paper waste and emissions from printing, packaging, and shipping.	Environmental
Remote-first service delivery	13 CLIMATE ACTION	Cuts travel-related emissions and increases accessibility for remote and regional clients.	Environmental
Solar-powered Perth office	7 AFFORDABLE AND CLEAN ENERGY	Powers all operations renewably; excess energy fed back into the grid.	Environmental
Second-hand/recycled office and studio fit-out	12 RESPONSIBLE CONSUMPTION AND PRODUCTION	Diverted useful materials from landfill; showcased circular design in practice.	Environmental
Tree planting with Carbon Positive Australia	15 LIFE ON LAND	53 native trees planted in 2025; supports reforestation and carbon capture.	Environmental

## Empowering People and Communities

Action / Initiative	SDG Focus	Impact	ESG Theme
Use of Ecosia search engine	13 CLIMATE ACTION	Supports global reforestation through everyday team activity.	Social
20% sustainability-focused professional development	4 QUALITY EDUCATION	Upskilling team in climate leadership, circular economy, and regenerative design.	Social
Community Connect Project	11 SUSTAINABLE CITIES AND COMMUNITIES	Converted neglected land into a community green space using recovered materials and native plants.	Social

## Leading Through Partnerships

Action / Initiative	SDG Focus	Impact	ESG Theme
Work with CODA and decommissioning leaders	9 INDUSTRY, INNOVATION AND INFRASTRUCTURE	Supporting smarter, greener decommissioning projects in the resources sector.	Governance
Client partnerships to build change capability	17 PARTNERSHIPS FOR THE GOALS	Strengthening industry collaboration for sustainable innovation and leadership.	Governance

# How We Embed SUSTAINABILITY

APPROACH SERVICES

Published 2025 July


## TOTAL IMPACT

  
**26.26**  
CO<sub>2</sub>e Saved (t/year)\*

  
**438**  
Equivalent & Actual Trees Planted\*

## That Equates To...

  
**1\*** **Offsetting Household Emissions**  
Equivalent to the yearly footprint of 1.3 Australian homes.

**Cars Off the Road**   
Like removing 5.7 cars from traffic for an entire year. **5\***



**90%** **Remote Service Delivery**  
Reducing travel emissions from client work.  
Based on 10 fewer long-haul flights and 30,000 km less driving each year.

 **24.73 t/year\*** |  **412\***



**180%** **SolarPowered Office in Perth**  
Powered by renewable energy, with surplus fed to the grid.  
Offsetting and exporting 3,600–3,650 kWh of clean energy annually.





 **2.3 t/year\*** |  **38\***



**Tree Planting**  
Restoring biodiversity and drawing down carbon.  
Created a Miyawaki-style pocket forest: 53 native trees planted, 300 m<sup>2</sup> restored, and urban heat addressed.

 **1.23 t/year\*** |  **53 (actual)**

## Other Sustainable Practices

-  **Circular Workspace**  
Second-hand and reclaimed office fit-out.
-  **Eco-Friendly Operations**  
Carbon-neutral shipping & Ecosia for reforestation.
-  **Low-Impact Learning**  
Digital-first platform with zero printing.
-  **Sustainability Skills**  
Ongoing staff training in climate and circular practices.

\*All CO<sub>2</sub>e Saved (t/year) and equivalent trees planted are estimated using the Carbon Positive Australia Business Carbon Footprint Calculator

## Our Change Leadership in Sustainability Impact Amplifies Through Our Reach

**20+**  
High Impact Business Clients working with our Change Readiness Framework

**15 370+**  
LinkedIn followers inspired by our Thought Leadership & Actions

**715+**  
Newsletter subscribers supporting and growing with us